

# SNEAKERHEADS

2-5Players / 30min / 9+

"ATUM" a brand popular among sneakerheads worldwide. As a sneaker enthusiast, you will likely participate in auctions where unbelievable amounts of money are exchanged to get your hands on these sneakers. Once acquired, you'll likely add them to your prized collection or sell them to other sneakerheads to spread the appeal of these sneakers. As a sneaker lover, you are sure to find great satisfaction in this movement.


## Contents

- ◆ TOKEN CARD : 50Cards
- ◆ Dealer piece : 1
- ◆ SET BONUS LIST : 5
- ◆ SNEAKERS CARD : 20
- ◆ EVENT CARD : 2
- ◆ COLLECTORS CARD : 20

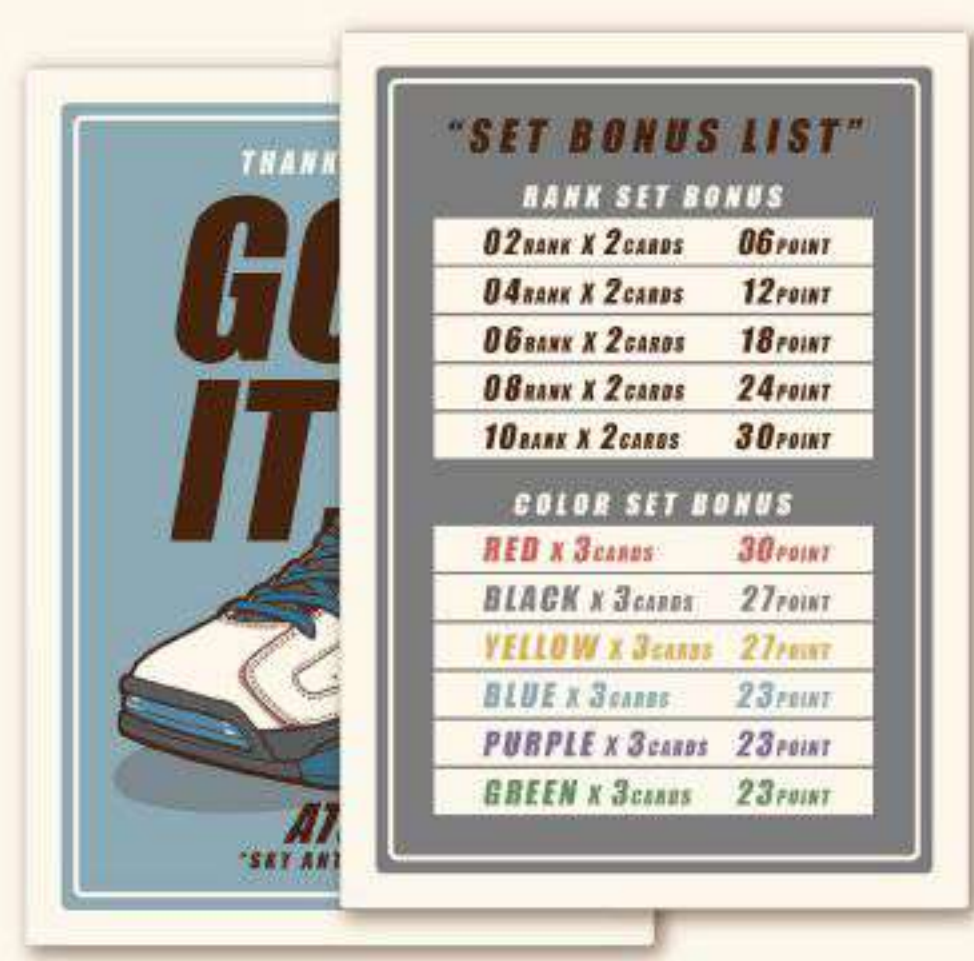
RANK	
02	6Cards
04	5Cards
06	4Cards
08	3Cards
10	2Cards

EVENT	
TREND	1Card
FAKE	1Card

RANK	
02	6Cards
04	5Cards
06	4Cards
08	3Cards
10	2Cards



TOKEN CARD



SET BONUS LIST

## SNEAKERS CARD



Sneaker color

6 COLORS  
(RED, BLACK, YELLOW, BLUE, PURPLE, GREEN)

Item rank

5RANK  
(02, 04, 06, 08, 10)

## EVENT CARD



Satisfaction bonus

Satisfaction deduction

TREND!!

A featured item that made headlines!



FAKE!!

Beware of counterfeits in circulation!

## COLLECTORS CARD



Satisfaction point

Desired item rank

Desired color & Satisfaction bonus

## Overview

Players can strategize by selling the sneakers they acquire to collectors or keeping them as part of their collection. **The player who purchases the desired sneakers and accumulates the most satisfaction by the end of the game is the winner!**

## How to start

- Distribute a set of "TOKEN CARD" 01 to 10 to each player.
- Shuffle the "SNEAKERS CARD" and "EVENT CARD" together thoroughly to create a deck (this is called the **Sneakers Card Deck**). Then, remove a certain number of cards according to the number of players.
- Shuffle the "COLLECTORS CARD" as well to create a deck, and remove a certain number of cards according to the number of players.
- Place the "SNEAKERS CARD" removed from the deck face down to the side, and return the "COLLECTORS CARD" to the box without looking at them.

### Number of cards to remove from deck

Player	Sneakers Card Deck	Collectors Card Deck
2Players	8Cards	14Cards
3Players	6Cards	11Cards
4Players	4Cards	8Cards
5Players	2Cards	5Cards

- Place 6 "SNEAKERS CARD" and 4 "COLLECTORS CARD" from the deck face-up on the field. **Fig. 1** ※ "When playing with 2 players, place 4 "SNEAKERS CARD" and 2 "COLLECTORS CARD" from the deck on the field.

When an "EVENT CARD" is drawn, keep drawing cards from the deck until a "SNEAKERS CARD" appears. Once a "SNEAKERS CARD" is drawn, place it on top of the "EVENT CARD". If two "EVENT CARD" are drawn consecutively, place both on top of each other. **Fig. 2**

Fig. 1

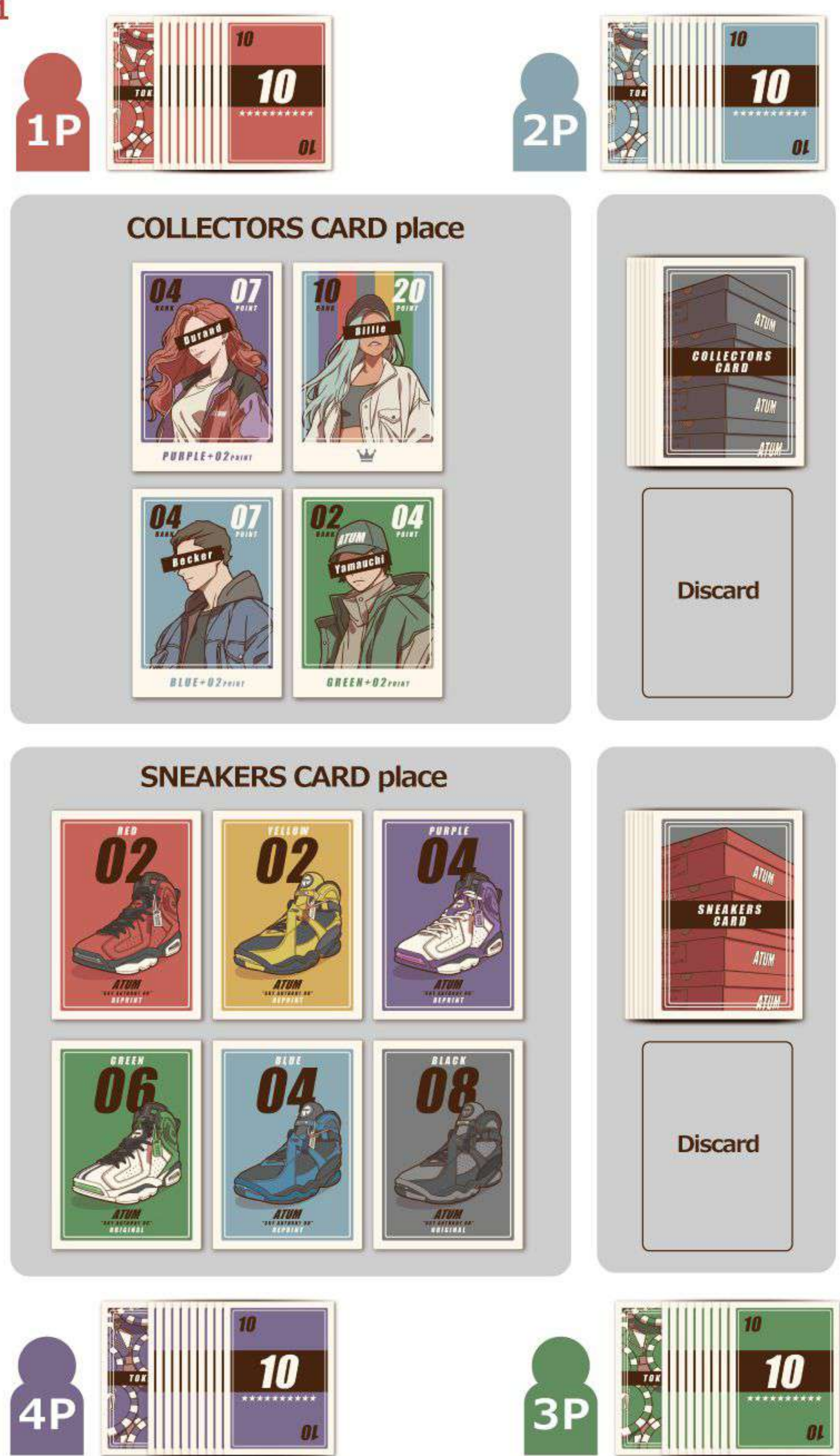


Fig. 2



## Game Flow

There are two phases in "SNAKERHEADS": the "Buying Phase" and the "Sales Phase".

### Buying Phase

To purchase a "SNEAKERS CARD", you must bid the highest amount at the auction using a "TOKEN CARD". "SNEAKERS CARD" can be used in two ways. One is to sell sneakers to collectors in the "Sales Phase" to gain "Satisfaction point". The other is to keep the sneakers and make a "Collection Set" to gain "Satisfaction point".

- Decide on the first dealer.  
(Players who recently bought sneakers or decide by rock-paper-scissors.)
- The dealer has two choices after receiving the "Dealer piece".

#### Starting an Auction

The dealer selects one of the cards in line on the "SNEAKERS CARD" place and places a marker on the card. Then bid with a "TOKEN CARD" for an amount equal to or greater than the item rank.

※The item rank of the "SNEAKERS CARD" stacked on top of the "EVENT CARD" remains the same, and you can bid from the item rank indicated.

In a clockwise order, each player choose whether to pass or bid on the item with the "Dealer piece". Once a player passes, they can no longer participate in the auction for this sneaker. If a player chooses to bid, they **must bid a higher amount than the previous player's bid**.

This process continues until all players except one have passed.

The last remaining player returns "TOKEN CARD" equal to the bid amount to the box, then takes the "SNEAKERS CARD" and places it in front of them. ※If there are any "EVENT CARD" stacked with it, they also receive those cards together.

After that, draw a card from the deck and place it face up in the empty space on the Sneakers card place. If there are no cards left in the deck, skip this step.

If you draw an "EVENT CARD", perform the same action as in [How to start] ※A. In this case, if there are no cards left in the SNEAKERS CARD deck, draw one card from the remaining "SNEAKERS CARD" that were set aside during [How to start].

The player to the left of the player who won the auction receives the "Dealer piece" and chooses whether to start the **next auction** or **pass**.

- ※Bids can be made using any combination of "TOKEN CARD".
- ※When returning the "TOKEN CARD" used to win the auction to the box, you may adjust the combination of cards to match the bid amount.

#### Pass the bidding.

Pass the "Dealer piece" to the player to the left.

##### If everyone passes.

Move all the cards lined up in the "SNEAKERS CARD" area to the discard pile, then draw cards from the deck and place them face-up in the empty spaces.

※If there are few cards left in the deck, line up as many as there are.

Repeat the above steps, and when there are no more cards in the "SNEAKERS CARD place", the "Buying phase" ends.

### Sales Phase

Sell the sneakers you purchased to collectors and earn satisfaction points! To sell, you can only sell sneakers of the **same "Item rank" as specified on the "COLLECTORS CARD"**. You can earn bonus "satisfaction points" if you sell sneakers that match the "Desired color" as well. **Fig. 3**

The starting player for the "Sales Phase" is the player with the **most "SNEAKERS CARD"**. In the case of a tie, the player with the lower total value of "TOKEN CARD" goes first.

If it is still a tie, decide by rock-paper-scissors.

In clockwise order, each player chooses whether to sell sneakers to a collector in the Collectors card place or pass.

Fig. 3



○ You can sell because the Item rank matches.  
Earn 4 Satisfaction points.

✗ You cannot sell because the Item rank does not match.

○ You can sell because the Item rank matches.  
You can earn "Satisfaction bonus" because the desired color also matches.  
Earn 4 Satisfaction points and 2 Satisfaction bonus points.

#### Selling sneakers

Choose one card from the "COLLECTORS CARD" area and place it on top of your "SNEAKERS CARD" of the same product rank. This represents selling one sneaker.

※"Once a "COLLECTORS CARD" has been placed, it cannot be moved.

Draw cards from the deck and place them face-up in the empty spaces in the COLLECTORS CARD place. If there are no cards left in the COLLECTORS CARD deck, skip this step.

After that, it becomes the turn of the player to the left.

#### Pass the sale.

It becomes the turn of the player to the left.

#### If all players pass

Move all the cards in the Collectors card place to the discard pile, then draw cards from the deck and place them face-up in the empty spaces.

※If the deck has few cards left, line up as many as available.

Repeat the above steps, and when there are no more cards in the Collectors card place, the "Sales Phase" ends.

### How to calculate the score

After the "Buying phase" and the "Sales phase" are completed, the game ends, and the "Satisfaction point" is calculated.

All players should add up the following items to **calculate the total value**.

- Half the value of the total amount of "TOKEN CARD" remaining on hand.
- Half the value of the "Item rank" of the "SNEAKERS CARD" that cannot be in a collection set.
- "Satisfaction points" of the "COLLECTORS CARD". (Satisfaction bonus point will be given if the color of the "SNEAKERS CARD" matches the "Desired color".)
- Satisfaction bonus point for the "Collection sets".
- If there are "EVENT CARD" in hand, those values are also included in the calculation.

※"SNEAKERS CARD" with overlapping "COLLECTORS CARD" are not included in the above calculation because they are cards that identify the Desired color.

**The player with the most "Satisfaction points" is the winner!**

In case of a tie, the player who **bought more "SNEAKERS CARD"** will win.

If there is still a tie, the player with more "COLLECTORS CARD" will win.

If there is still a tie, the players will share the victory.

### About Collection Sets

Collection Sets can be made with certain "SNEAKERS CARD".

There are two types of Collection Sets: "RANK SET" and "COLOR SET".

When a collection set is completed, "Satisfaction point" are earned.

※"SNEAKERS CARD" with "COLLECTORS CARD" stacked on top of each other cannot be included in a Collection Set.

**RANK SET**...A set is completed when you collect **two "SNEAKERS CARD"** of the same item rank.

**COLOR SET**...A set is completed when you collect **three "SNEAKERS CARD"** of the same color.

※The same "SNEAKERS CARD" cannot be used RANK SET and COLOR SET.

※Rank 10 "SNEAKERS CARD" have no COLOR SET.

RANK SET	Points
RANK02 x 2Cards	6
RANK04 x 2Cards	12
RANK06 x 2Cards	18
RANK08 x 2Cards	24
RANK10 x 2Cards	30

COLOR SET	Points
RED x 3Cards	30
BLACK x 3Cards	27
YELLOW x 3Cards	27
BLUE x 3Cards	23
PURPLE x 3Cards	23
GREEN x 3Cards	23